



Clinton County CHNA 23-28



This assessment gives county information about the community's current health status, needs, and issues. The information helps with developing a community health improvement plan (CHIP).

Population breakdown for Clinton County- Urban and Rural

Report Area	Total Population	Urban Population	Rural Population	Urban Population, Percent	Rural Population, Percent
Clinton County, IA	49,116	33,284	15,832	67.77%	32.23%
Iowa	3,046,355	1,950,256	1,096,099	64.02%	35.98%
United States	312,471,327	252,746,527	59,724,800	80.89%	19.11%

Data Source: US Census Bureau, Decennial Census, 2010. Source geography: Tract

Total Population by Age Groups, Total

This indicator reports the total population of the report area by age groups.

Report Area	Age 0-4	Age 5-17	Age 18-24	Age 25-34	Age 35-44	Age 45-54	Age 55-64	Age 65+
Clinton County, IA	2,728	7,917	3,531	5,140	5,282	5,873	7,048	9,070
Iowa	194,570	547,605	317,031	394,731	392,662	371,831	420,118	540,542
United States	19,423,121	54,810,954	30,339,089	45,360,942	42,441,883	41,631,458	42,829,413	52,888,621

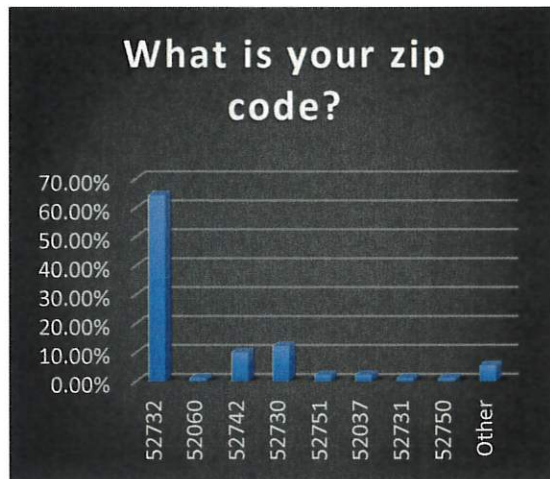
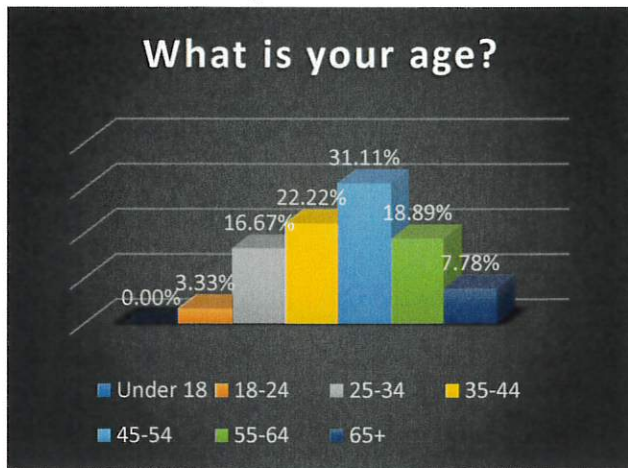
Data Source: US Census Bureau, American Community Survey, 2017-21

History: The end of 2021, Clinton County Public Health started the Clinton County Health Needs Assessment (CHNA). The process was started by reviewing data collection and survey results that MercyOne Clinton had just completed for their required CHNA. They completed a survey and over 600 community members returned the survey and identified 3 top areas to be addressed. Three areas: 1. Mental Health 2. Substance Abuse 3. Access to Health Care. In Feb 2022, over 30 community partners meet per ZOOM: PH, substance abuse, WIC, schools, elected officials, law enforcement, fire department, community college, United Way, YWCA, Genesis Health System, MercyOne, and several more partners. The group meet to review the previous county Health Improvement Plan, Mercy One's recently completed CHNA and Health Improvement Plan (HIP), and community partner's data and services available. The group decided to repeat the survey thru Survey monkey.

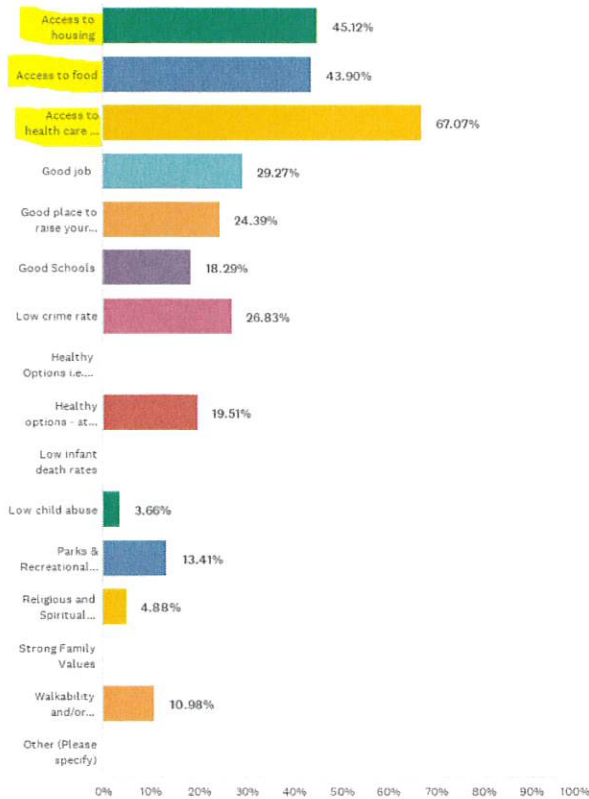
March, 2022, a survey was sent out thru several community partners lists: 90 survey's returned.

The CHNA steering group meet several more times to decide the area of opportunities for the health improvement plan and the responsible groups for the objectives. The group meet in May, 2023 to finalize HIP and was presented to the Clinton County Board of Health for approval.

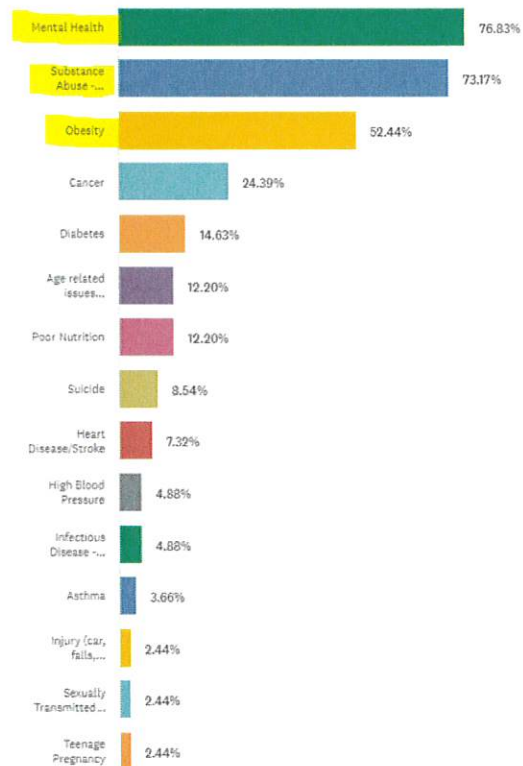
Below are the survey results:



Select the 3 most important factors for a healthy community.

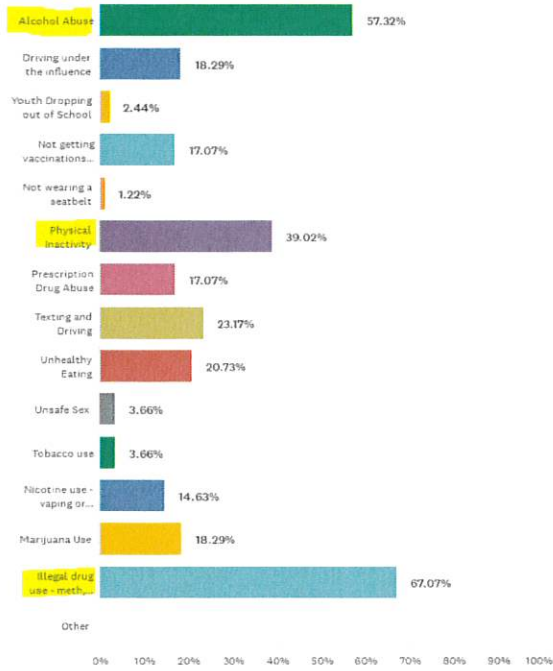


Select the top 3 worst health problems in the community or surrounding communities where you live.

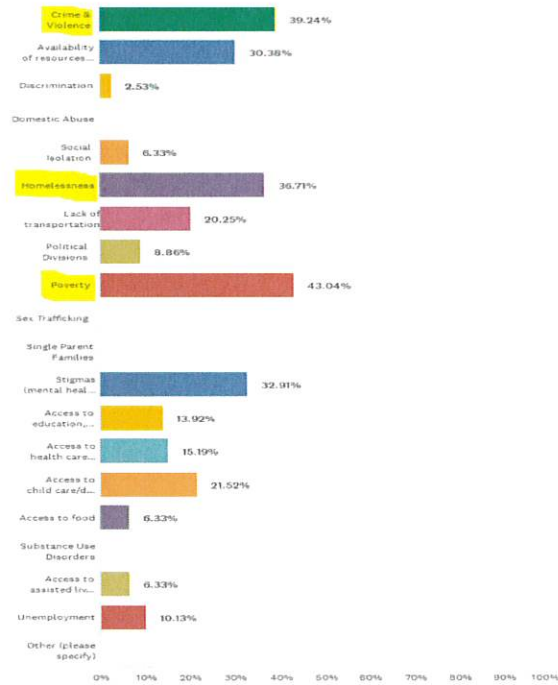


Areas identified as most concerning/ risky:

Check the top 3 risky “behaviors” in the community you live.



Please pick the top 3 social care needs that people face in your community.



4 areas selected for Health Improvement plan after survey and reviewing community services presently available in county



1. Mental Health- Brain Health
2. Substance Abuse
3. Obesity- Healthy Behaviors
4. Homelessness- new area after survey repeat from previous year

After, partners decided on 4 areas of opportunity 4 small groups in each area worked on goals and strategies for each area. The Clinton County Community Health Needs Assessment summary and Health Improvement plan will be located on the Clinton County website and available per request to public health.